

Raychem

ZCSM

Heat-shrinkable heavy-wall
tubing for low fire hazard areas





**ZCSM
Heat-shrinkable
heavy-wall tubing for
low fire hazard areas**

Raychem has developed a new range of halogen-free, thick-wall tubings for use in cable accessories and as insulating tubing in hazardous areas where very high material specifications are required.

This new low fire hazard material has been developed using the latest polymer technology to provide low smoke, low toxicity and low acid gas generation while being highly flame retarded and having low calorific value.

The value of low fire hazard materials is increasingly recognized not only because of the potential fire hazards to personnel from toxic smoke and poor visibility, but also the corrosion damage by halogenated materials to equipment. The cost of corrosion damage to the equipment often exceeds the cost of direct fire damage. As a result, low fire hazard cables are now specified in an increasing range of environments such as mass transport, oil and gas production, petrochemical plants, power stations, airports, ships, hospitals and public buildings.

Raychem

The choice of suitable materials for electrical systems is an important factor in preventive fire safety measures. In recent years, considerable attention has been paid to the fire risks associated with cable insulation polymers.

Flame retardancy

As primary insulation and oversheath replacement, Raychem has developed a new heat-shrinkable material, ZCSM tubing, that is halogen-free and flame-retardant. A range of established tests, such as flame propagation tests, limiting oxygen index and temperature index, have been carried out to assess the flame retardancy of this material. The results show that the performance of the ZCSM tubing compares favourably with that of modern flame retardant cable materials.

Absence of halogens

Corrosion damage depends on the amount of acid gases generated when a material is burned, and therefore on the level of halogens and other acidic components in the insulation material. Pyrolytic analyses show only trace quantities of these substances in the ZCSM tubing. The low toxicity index rating derived from measurements of these and further combustion products provides additional evidence of the material's suitability for meeting special requirements of this kind.

Low smoke generation

The reduction in visibility caused by rapid smoke evolution in fire conditions represents a serious hazard to both escaping personnel and fire-fighting teams. The optical smoke density produced by ZCSM tubing in fire conditions has been measured in accordance with typical methods such as the 3 m Cube Test (IEC 1034) and has proven its applicability.

Use in cable accessories


The new range of thick-wall ZCSM tubing can be used as the jackets to MV and LV cable accessories, providing protection to the same fire standards as modern low fire hazard cable specifications. In combination with glass fiber tapes, the ZCSM tubing is used for fire-resistant cable joints which ensure that electrical insulation is maintained during a fire test such as IEC 331 or even DIN 4102 part 12 (E90).



1



2



3



4

Photo 1: Public transport systems now make increasing use of halogen-free, flame-retardant and fire-resistant cables and accessories.

Photo 3: Halogen-free and fire-resistant cables and a cable joint after successful completion of a fire test according to DIN 4102 part 12 (E90).

Photo 2: Raychem joints for fire-resistant cables were developed in the course of the company's experience in supplying jointing systems for special cables.

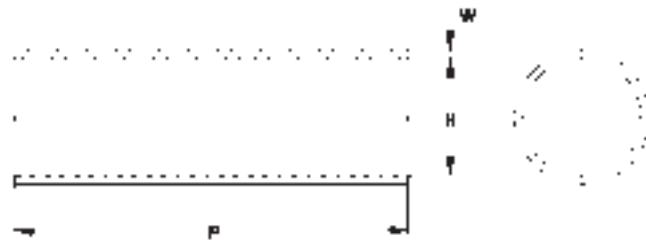
Photo 4: Design of a halogen-free and fire-resistant joint with ZCSM tubing providing the insulation over the connectors and the whole joint area.

	Properties	Test method	Material requirements
Fire Safety	Flammability	UL 94 HB	Pass
	Flame propagation	IEC 332-1	Pass
	Limited oxygen index	ISO 4589	29 min.
	Temperature index	NES 715 Type B	250 °C min.
	Smoke density (3 m ³)	IEC 1034	Pass
	Smoke index	NES 711	20 max.
	Acid gas generation	BR TDE 76-P-16	1.5% max.
	Toxicity index	NES 713	3 max.
Electrical	Dielectric strength	IEC 243	120 kV/cm min.
	Volume resistivity	IEC 93	1x10 ¹² Ω cm min.
	Comparitive tracking index	VDE 0303/1	KA 1
Chemical	Water absorption	ISO 62 Proc. A	max. 0.3% after 24 hours at 23 °C max. 0.7% after 14 days at 23 °C
	Corrosion	ASTM D 2671 Proc. A	No corrosion after 16 hrs at 150 °C
	Resistance to liquids	ISO 1817	Transformer oil to VDE 0370
	-Tensile Strength -Ultimate Elongation	ISO 37 ISO 37	8 MPa min. after 168 hrs at 23 °C 100% min. after 168 hrs at 23 °C
Physical	Tensile strength	ISO 37	8 MPa min.
	Ultimate elongation	ISO 37	200% min.
	Density	ISO/R 1183 Method A	1.5 g/cm ³
	Hardness	ISO 868	40-60 shore D
	Accelerated Ageing	ISO 188	168 hrs at 150 °C
	-Tensile strength -Ultimate elongation	ISO 37 ISO 37	8 MPa min. 100% min.
	Low temperature flexibility	ASTM D 2671	No cracking after 4 hrs at -40 °C
	Weathering	The material from which ZCSM is manufactured contains carbon black to protect it from ultraviolet light.	
Additional properties	More detailed product specification data available on request.		

Photo 5: A fire-resistant Raychem joint maintaining its electrical integrity for more than 180 min. during a fire test according to IEC 331.



Dimensions



Notes:

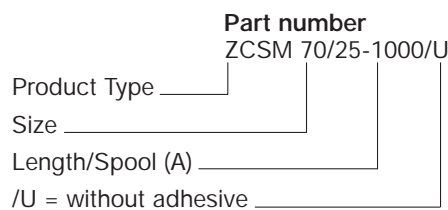
- 1. Dimensions in millimeters
- a = as supplied
- b = after free recovery
- * = at minimum supplied diameter
- 2. Max. longitudinal change after free recovery: +5% to -10% up to size 70/25, +5% to -15% for size 85/36 and 120/50

Product/size	Application range (diameter)	H a max	b min	W a* min	b min	P Cut length
ZCSM 8/3	3.5 7.0	8	3	0.6	2.0	See standard lengths
ZCSM 16/5	5.5 14.5	16	5	0.7	2.4	
ZCSM 24/8	9.0 21.5	24	8	0.9	2.9	
ZCSM 32/12	13.0 29.0	32	12	1.0	4.0	
ZCSM 45/16	17.5 40.5	45	16	1.0	4.0	
ZCSM 60/22	24.0 54.0	60	22	1.0	4.0	
ZCSM 70/25	27.5 63.0	70	25	1.0	4.0	
ZCSM 85/36	39.5 76.5	85	36	1.0	4.0	
ZCSM 120/50	55.0 108.0	120	50	1.0	4.2	

Standard lengths

Lengths
 All sizes are available in the standard lengths: 1000 mm and 1500 mm.
 On request: other lengths and on spools.
 All lengths subject to standard cutting tolerances.

Ordering example



At Raychem we are committed to continuous quality improvement in every aspect of our business.

All above information, including drawings, illustrations and graphic displays, reflects our present understanding and is to the best of our knowledge and belief correct and reliable. It does, however, under no circumstance constitute an assurance of any particular qualities. Such an assurance is only provided in the context of our product specifications.

Our liability for this product is set forth in our standard terms and conditions of sale. The user of this product must on his own responsibility evaluate the suitability of the product for its intended application. Raychem is a trademark of Raychem Corporation.

Raychem Corporation
Electrical Products Division
 300 Constitution Drive
 Menlo Park, CA 94025, U.S.A.
 Tel. (415) 3 61-31 36
 Fax (415) 3 61-50 43

Raychem Corporation
Electrical Products Division
 220 Lake Drive
 Newark, DE 19702, U.S.A.
 Tel. (302) 4 53-14 14
 Fax (302) 4 53-75 74

Raychem Corporation
Electrical Products Division
 Faraday Road
 Dorcan, Swindon
 Wiltshire SN3 5HH, U.K.
 Tel. (017 93) 52 81 71
 Fax (017 93) 57 24 03

Raychem GmbH
Electrical Products Division
 Haidgraben 6
 85521 Ottobrunn
 Munich, Germany
 Tel. (089) 60 89 - 0
 Fax (089) 6 09 63 45